

XSITE PRO 3D DRILLING



20

22

MOBA 3D DRILLING SYSTEM

MOBILE-AUTOMATION.EU

XSITE PRO 3D DRILLING

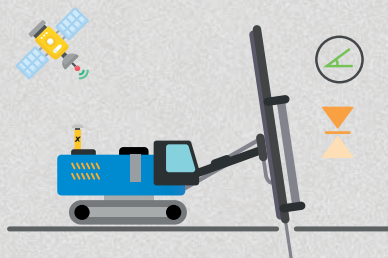
WORK EASIER, FASTER AND MORE SAFELY WITH 3D MACHINE CONTROL

No need to mark drill holes manually or jumping on-and-off the machine!

Xsite PRO 3D machine control removes the need for manual marking of the hole starting points in the drilling area, saving time and eliminating human errors in the process.


The Xsite system shows the hole's location, and assist the operator in achieving correct drilling angles, directions and depth quickly and easily.

Xsite PRO 3D can be installed to nearly any TH (Top Hammer) and DTH (Down The Hole) surface drills.



SAVE TIME AND INCREASE HOLE QUALITY

Xsite® PRO 3D helps eliminating typical errors in hole-navigation, aligning and hole depth. Real-time guidance improves the speed and accuracy of the drill operator.



FAST AND ACCURATE DOCUMENTATION

Wireless data transfer speeds up the drilling process, and enables fast and accurate documentation and reporting in real-time.



Whether you are working on a small construction site, or a large project with 3D design models, Xsite PRO 3D will make your work easier, faster, and more accurate.



SAVINGS IN TOTAL COST OF OWNERSHIP (TCO)

Xsite® Machine Control improves the rock excavation sub-processes and minimizes errors in cyclical operations. This means lower total operational costs.

BENEFITS OF XSITE PRO 3D MACHINE CONTROL

OPTIMIZED DRILLING WITH XSITE PRO 3D

MEET TIMELINES WITH THE HIGHEST DRILLING QUALITY.

01 SMOOTHER WORK PLANNING

The Xsite® PRO 3D system supports common industry data standards, such as IREDES and landXML. All data can be transferred wirelessly to the machine control via cloud service. You can also create drill diagrams on-site with the system's built-in tool.

02 FASTER NAVIGATION AND ALIGNING

Assistive features such as automatic selection of the nearest hole and machine's boom reach indicator help the drill operator to navigate to the right hole quickly, accurately and effortlessly.

03 SAFE AND ACCURATE DRILLING

The clear and easy-to-read display of the Xsite® system makes it easy for the drill operator to follow the drilling progress. Auto-stop to the target depth improves quality and makes working easier and more safe.

04 EASY QUALITY DOCUMENTATION

When the hole's target depth is reached and the drill string is disassembled, the system automatically saves the data for the drilled hole. Cloud synchronization ensures that documentation is available to all stakeholders without delay.



THE BEST USER EXPERIENCE

Xsite PRO 3D's easy-to-use and intuitive user interface, real-time information and professional support guarantee the best possible user experience.

With Xsite® you'll do your best work yet!



PROVEN TECHNOLOGY

Our field-proven systems have been used by the earthmoving industry since 1991. Xsite® is one of the global leading brands in machine control technology.



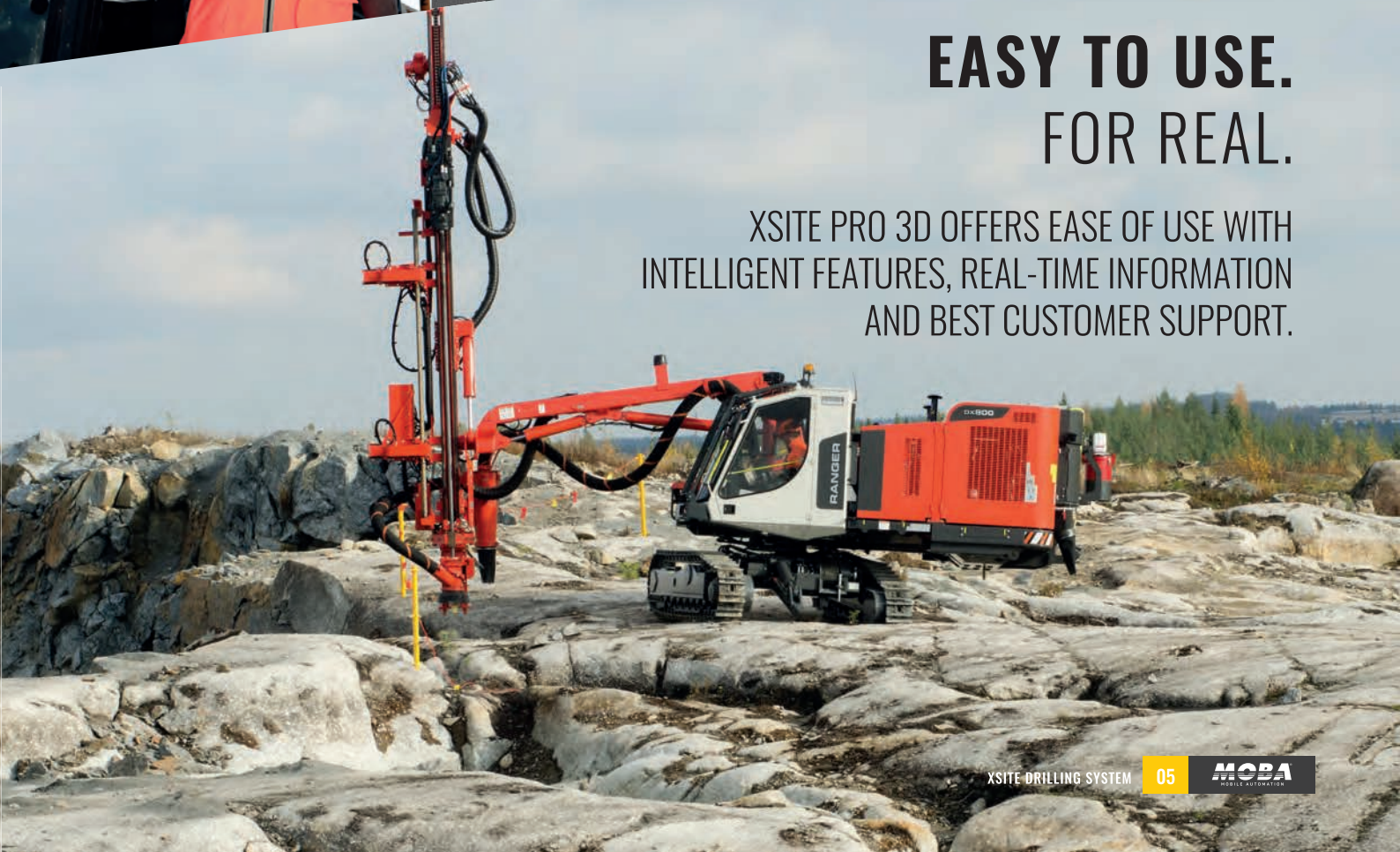
BUILT-IN USER GUIDANCE

Xsite PRO is full of intelligent features to make your work easier. Easy-to-follow guides are available throughout the system, helping you to utilize all the features you'll need to make your work more efficient.



EASY TO USE. FOR REAL.

XSITE PRO 3D OFFERS EASE OF USE WITH INTELLIGENT FEATURES, REAL-TIME INFORMATION AND BEST CUSTOMER SUPPORT.



XSITE PRO 3D - USER INTERFACE

CHANGE VIEW

Change between different viewing options.

AIM ASSIST

Aim assist view helps you in navigating to a hole's location fast and with high accuracy.

DASHBOARD

The system's dashboard shows you the numerical values of aligning and drilling.

PROJECT INFORMATION

The status bar shows relevant project and system information.

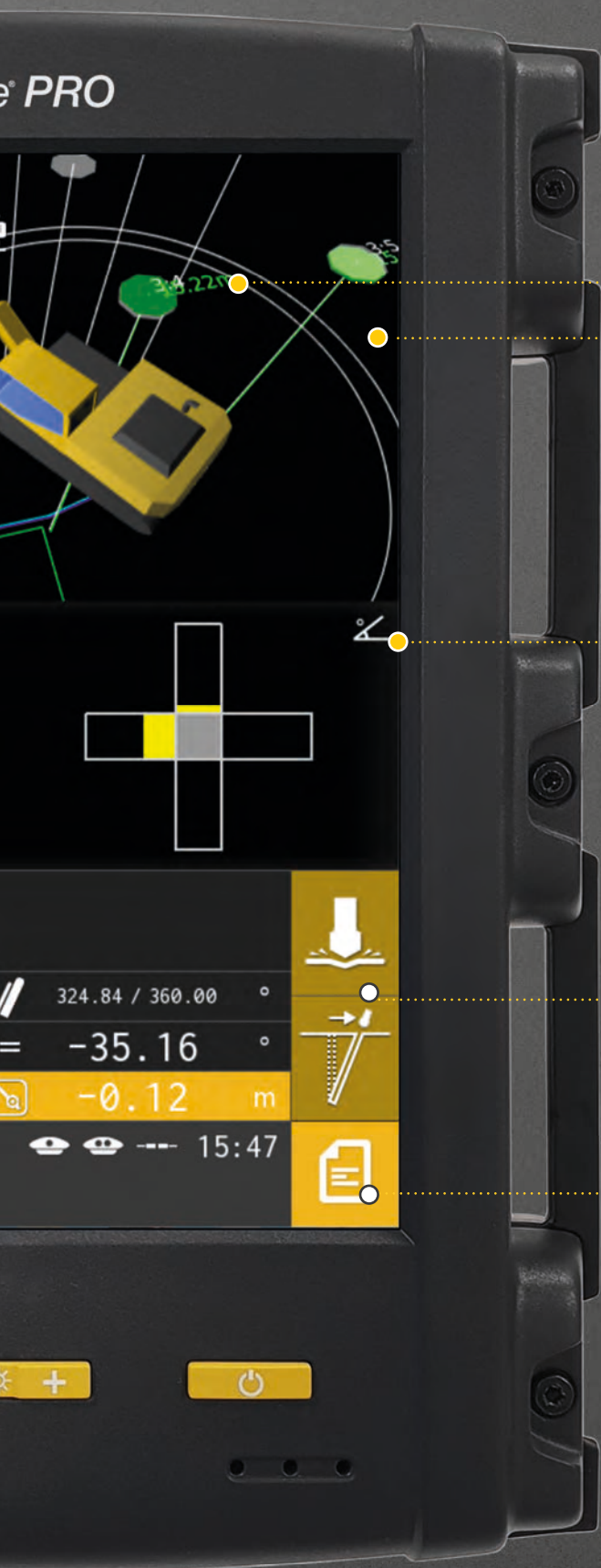
SYSTEM MENU

Easy access to main functions and customization options of the system.

CUSTOMIZABLE VIEWS

Xsite PRO 3D's user interface can be easily customized to suit the operators needs.





REACH INDICATOR

The reach indicator makes navigating hole-to-hole faster and easier.

MAP VIEW

The map view shows you your project designs, drilling plans and the location of your machine in real-time.

ALIGNING ASSIST

Aligning assist helps you to achieve the desired drilling heading and angle quickly and easily.

QUICK BUTTONS

Quick access buttons for drilling and drill aim offset

PROJECT MENU

Easy access to project settings and functions related to your project.

FAMILIAR UI GESTURES

The intuitive user interface makes the system very easy to use, even for operators with no prior experience of machine control.



3D DRILLING SYSTEM

Xsite® PRO 3D drilling application enables you to perform your work more easily and faster. The intuitive user interface will guide you to a hole's location and helps in achieving the correct drilling direction and depth. Make your own drilling fields with the in-built tool, or use ready-made models made by designer.

1. Xsite PRO graphic display
2. Ultrasonic sensor measures the distance
3. Positioning receiver
4. Controller processes all measured values of the sensors
5. G-Series sensors enable precise and care free drilling
6. Positioning antenna

XSITE PRO 3D - COMPONENTS



WIRELESS DISPLAY (OPTIONAL)

Operate the Xsite PRO system out of cab in real-time. Possible to mount on the drill's remote control. Can be used together with in-cab display.



NO DRILL PATTERN? NO PROBLEM!


Create drill patterns easily in the cabin with built-in model tools - Harness the efficiency of Xsite PRO 3D in every project.

TAKE FULL ADVANTAGE FROM XSITE PRO, EVEN IN SMALLER SITES.

With Xsite PRO 3D you can create drill patterns from scratch without leaving the cabin.

This speeds up the blasting process remarkably - No need for manual markings or waiting for a surveyor to visit the site.

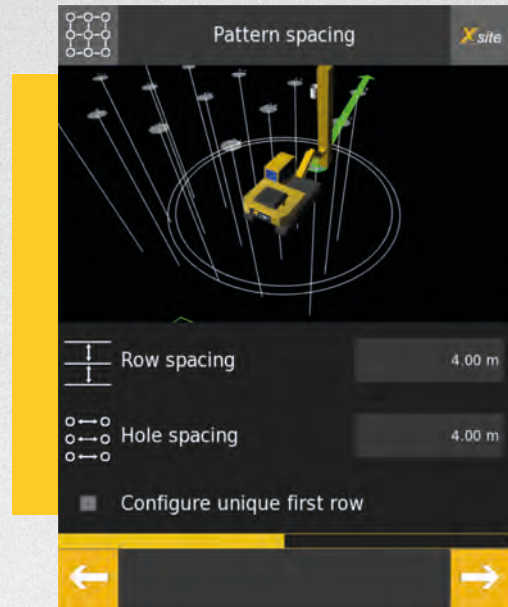
A built-in guide helps you through the process step-by-step, so you can put your time to productive work!



ADD DRILL PATTERN TO AN EXISTING PROJECT.

You can create drill patterns easily by using an existing surface model or a line model as a reference.

You can also create additional holes to pre-made drill patterns.



XSITE PRO DRILL PATTERN TOOL -FEATURES

- Easy-to-use, wizard base workflow
- Possible to use existing surface models as reference
- Input values manually or using your machine's heading/angle
- Edit hole values individually or as a group
- Edit line and hole spacing



Documenting as-built with Xsite® PRO 3D is made easy for the operator. After a hole is finished, the system stores the hole's as-built data automatically.



COLLECTING POINT DATA

Document as-built information automatically from finished holes and benefit from **Xsite MANAGE -cloud platform**



Documenting completed work, also known as collecting as-built, is one of the key benefits of 3D machine control.

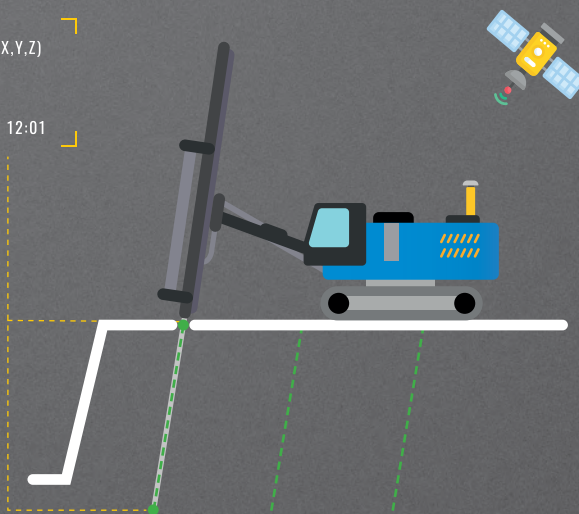
Documenting as-built with Xsite PRO 3D is made easy for the operator. After a hole is finished, the system stores the hole's as-built data automatically, with all the relevant information!

Collected data can be automatically saved to Xsite® MANAGE cloud service, and be easily exported for quality reporting, for example.

Finished holes are easy to separate from the system's screen from the green color.

HOLE STARTING POINT (X,Y,Z)
HOLE END POINT (X,Y,Z,)
DRILL HEADING 352
TIME & DATE 04.04.2022 12:01

As-built information documented with Xsite can be used for quality reporting, for example.



AUTOMATIC REPORTING

When the drillbit is lifted back to surface, the system saves the hole's quality data.

The saved data is possible to upload to Xsite MANAGE cloud service automatically.

STAY CONNECTED

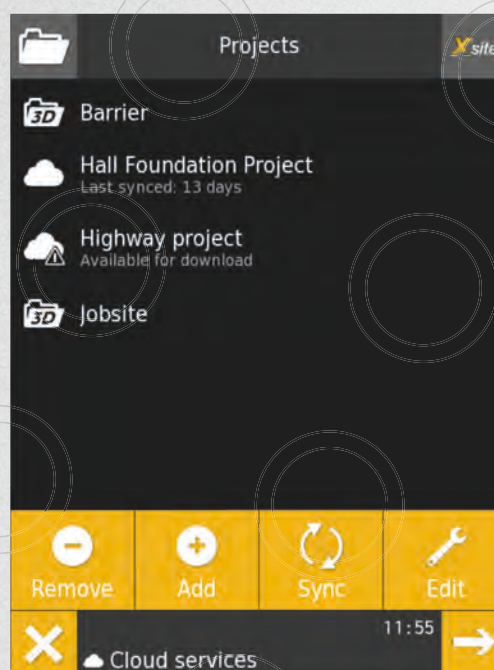
Always work with up-to-date project plans! Wireless data transfer enables the right information to be in the right place, in real time.

AUTOMATIC DATA SYNCHRONIZATION

Fast information flow is crucial on a modern-day construction sites. With Xsite PRO's automatic data synchronization, the drill operator always has up-to-date project plans at hand.

In addition, the data collected with 3D machine control can be transferred automatically back to the office for quality control.

The same data is also available for site managers, surveyors, site-coordinators, and projects owners.



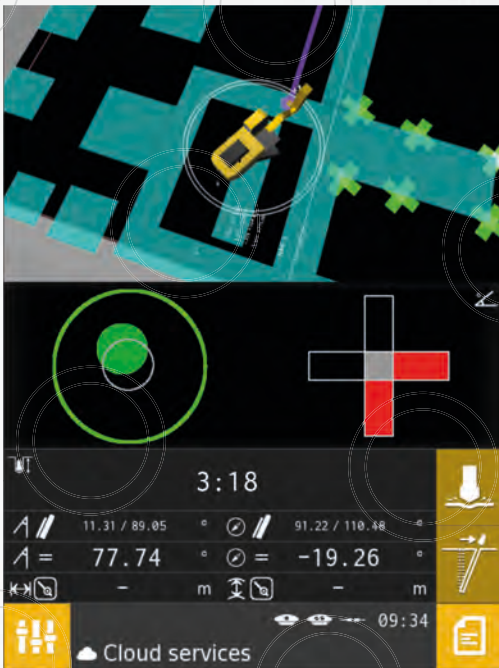
3RD PARTY COMPATIBILITY

Xsite[®] PRO 3D system can be also connected to a 3rd party software, e.g. Infrakit or Gemini.

**SUITABLE FOR
EVERY JOBSITE**

Unlike many other manufacturers, Xsite® products are based on open standard file formats. This means you'll be able to work in different projects and not have to worry whether the project models will work on your system.

With Xsite, all 3D models will work automatically, from any designer, without unnecessary conversions or transformation tools.



DATA SHARING BETWEEN DRILL OPERATORS

The as-built data of the drilled holes can be shared between Xsite systems in the same project.

This significantly streamlines the information flow as all drill operators can see which holes have already been drilled.

SUPPORTED FILE FORMATS

For the convenience of the drill operator and the designer, Xsite® PRO 3D supports open standard file formats: **IREDES, LandXML and DXF**



BEST SUPPORT GUARANTEED

Our friendly and professional local support ensures that you can keep working smarter without interruptions.

Xsite Remote Support Minimizes Downtime

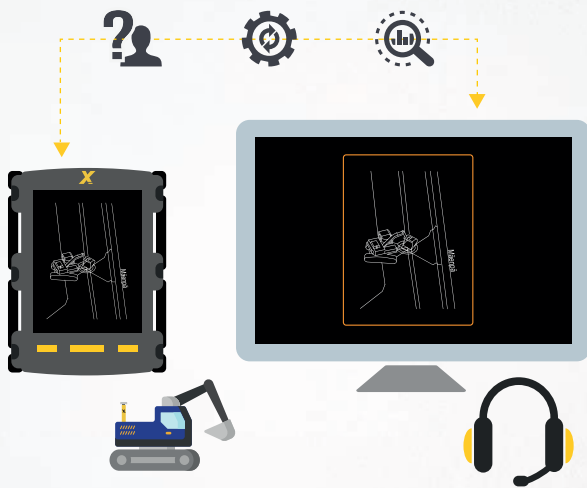
To maximize the return on your machine control investment, the equipment needs to be ready for use at all times.

With remote support, your local Xsite support personnel can provide you with guidance or troubleshooting instantly, without having to visit the site.

Help Is Always Available!

With Xsite you don't have to worry about learning all the tips and tricks at once. Additional user training is always available remotely or on site.





Xsite Remote Support

- Operator training
- How-to / Guidance
- Troubleshooting
- Software updates

How Does It Work?

With remote support, your local Xsite support personnel can access your machine control system wirelessly, without visiting the site.

The support personnel can see your systems view on their own screen and operate the system remotely in real time.



Assistive features like boom's reach indicator, autosnap, and auto-stop to target depth improve quality and makes working easier and more safe for the drill operator.



SPECIFICATIONS

Xsite PRO 3D - For Drill Rigs

DISPLAY

Size:	8,4"
Type:	Touch / TFT-LCD
Multitouch support:	Yes
Antiglare panel:	Yes
Mounting:	RAM mount
Connectivity:	2 x USB

SENSORS

IP rating:	IP 69K
Internal heating:	Yes
IMU:	Yes
Connectivity:	CAN-Bus
High durability:	Yes

SATELLITE POSITIONING

Dual GNSS:	Yes
Constellation support:	(Multi) GPS, Glonass, Galileo, BeiDou
Correction types:	NTRIP (All vendors), Radio
Correction formats:	CMR, CMR+, sCMRx, RTCM 2.1, 2.2, 2.3, 3.0, 3.1, 3.2

FILE FORMATS

Xsite® PRO 3D supports open standard file formats:
IREDES, .DXF and .XML

CONNECTIVITY

Wireless data transfer:	Yes
Remote connection:	Yes
Cloud Service:	Yes, Xsite MANAGE
3 rd party cloud services:	Yes, Infrakit, Gemini
Mobile data:	2G, 3G, 4G (Via regular SIM card)
Other:	2 x USB (Suitable for manual data transfer)



YOUR EXPERTS WORLD-WIDE

//// MOBA HEADQUARTER
//// MOBA SUBSIDIARY



MOBA GROUP

The **MOBA GROUP** is a leading global player in the world of mobile automation. Close collaborations between the headquarters in Limburg an der Lahn and subsidiaries all over Europe, Asia, North and South America create new perspectives for recent and future developments.

Superior technical know-how and more than 40 years of experience combined with an international dealer network guarantee a premium support – **worldwide. INSPIRING MOBILE AUTOMATION** - this is what the **MOBA GROUP** stands for since more than **40 years**.

MOBA GERMANY

65555 Limburg / Germany
Phone: +49 6431 9577-0
E-mail: sales@moba.de

MOBA USA

30269 Peachtree City / USA
Phone: +1 678 8179646
E-mail: mobacorp@moba.de

MOBA CHINA

116600 Dalian / China
Phone: +86 411 39269388
E-mail: sales@mobachina.com

MOBA INDIA

B 210-211 Gandhinagar / India
Phone: +91 989 855 6608
E-mail: sdesai@moba.de

MOBA UAE

Al Barsha, Dubai / UAE
Phone: +971 4 388 1388
E-mail: moba.dubai@moba.de

MOBA SPAIN

08211 Barcelona / Spain
Phone: +34 93 715 87 93
E-mail: moba-ise@moba.de

MOBA UK

S72 7PD Barnsley / UK
Phone: +44 (0) 1226 444250
E-mail: info-uk@moba.de

MOBA FRANCE

77164 Ferrières en Brie / France
Phone: +33 (0) 1 64 26 61 90
E-mail: infos@mobafrance.com

MOBA AUSTRALIA

Victoria 3076 / Australia
Phone: +61 3 9357 0055
E-mail: aumoba@moba.de

MOBA SWEDEN

861 36 Timrå / Sweden
Phone: +46 (0) 73-3750097
E-mail: pwallgren@moba.de

MOBA BRASIL

Belo Horizonte - MG / Brasil
Phone: +55 31 7513-4959
E-mail: mobadobrasil@moba.de

MOBA SPAIN

08700 Barcelona / Spain
Phone: +34 93 804 24 85
E-mail: moba-tecmaserm@moba.de

MOBA DENMARK

5250 Odense / Denmark
Phone: +45 70 26 96 91
E-mail: jlindskov@moba.de

MOBA CHILE

Avda. Providencia 1476
Phone: +56 (9) 61678464
E-mail: mjmarco@moba.de

MOBA AUSTRIA

A-2544 Leobersdorf / Austria
Phone: +43 664 251 0906
E-mail: gschmid@moba.de

NOVATRON FINLAND

33960 Pirkkala / Finland
Phone: +358 (0) 3 357 26 00
E-mail: sales@novatron.fi

MOBA ITALY

37069 Villafranca di Verona / Italy
Phone: +39 045 630-0761
E-mail: salesitaly@moba.de

YOUR LOCAL MOBA PARTNER:

www.mobile-automation.eu
www.mobacommunity.com

MOBA[®]
MOBILE AUTOMATION